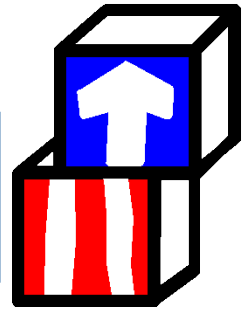


Head Start of Washington County, Inc.



Community Assessment 2019

## **Executive Summary:**

The Federal Office of Head Start requires all programs to conduct a thorough community assessment every 5 years. This information is collected from census data, online research, program and community information, and feedback from stakeholders (parent, staff, community partners, etc.). The resulting data is compiled into this formal document that includes strengths, needs and resources around the community but more importantly is used to steer Head Start of Washington County's program planning as well as our short and long-term goals. It is through this process that we are able to address needs of the families we serve and maximize our efforts to support the children of our community. Trends throughout our service area become apparent and we are able to use that knowledge to guide program needs as well as training opportunities for families and staff.

Although the formal process occurs every 5 years, Head Start of Washington County is annually using surveys with parents, staff and community agencies to measure not only satisfaction levels but to monitor needs and areas of concern. This information then directly flows into our selection criteria priorities, our school readiness goal planning, our Parent Family Community Engagement planning and our overall program goals. It is not surprising that within Washington County the needs of the community are directly mirrored in the needs of our Head Start families.

Based on the data collected from the multitude of sources, there is a continued need to focus on the following both in the community and throughout our program:

- Safe and affordable childcare
- Transportation
- Housing and homelessness
- Health & Wellness
- Drug and Alcohol addiction and a continuing opioid epidemic
- Mental health needs to include trauma, domestic violence and now isolation and other issues brought on by the COVID-19 pandemic

It is our hope that the efforts of our program will lead to new opportunities for children and families in Washington County who can benefit from the support of our comprehensive services and strong partnerships. We have been a leader in the early childhood community for 40+ years and our focus will continue to be on doing whatever it takes to empower children and families to reach their full potential in learning and in life.

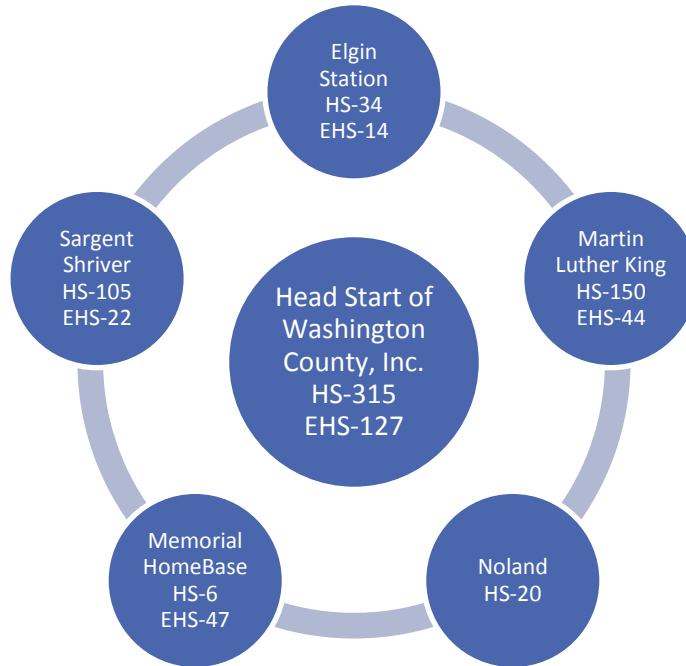
*Vicki Robinson*, Executive Director

# Table of Contents:

- I. Introduction.....
- II. Methodology.....
- III. Service Area Data.....
- IV. Demographics.....
  - A. Employment.....
  - B. Poverty.....
  - C. Homelessness.....
  - D. Out of Home Placements (Adoption/Foster).....
  - E. Disabilities.....
  - F. Expectant Mothers.....
- V. Identified Needs of the Community.....
  - A. Early Childhood Accessibility.....
  - B. Health and Nutrition Services.....
  - C. Economic Factors Impacting Families.....
- VI. Community Resources and Strengths.....
  - A. Early Childhood Education.....
  - B. Community Resources.....
  - C. Community Strengths.....
- VII. Summary of Strengths and Recommendations.....
  - A. Community Trends
  - B. Five Year Goals
- VIII. Appendices
  - A. Parent Surveys
  - B. Community Partner Survey
  - C. Data Sources

## Introduction

Head Start of Washington County, Inc. (HSWC) has been providing school readiness services to eligible children and families for over 40 years in Washington County, Maryland. As the grantee for Washington County, HSWC is federally funded to provide services to 315 Head Start children and 127 Early Head Start children. Services are provided in five of the neediest areas throughout Washington County, mainly in greater Hagerstown.



The following Census (U.S. Census Bureau 2018) information illustrates Washington County to be less racially diverse than the state of Maryland, with the inner city of Hagerstown being a closer representation to the state.

|  | Hagerstown | Washington County | Maryland |
|--|------------|-------------------|----------|
| White persons, percent 2018                                    | 71%        | 82.6%             | 58.8%    |
| Black persons, percent 2018                                    | 16.9%      | 12.1%             | 30.9%    |
| American Indian & Alaska Native persons, percent 2018          | .5%        | .3%               | .6%      |
| Asian persons, percent 2018                                    | 2.8%       | 1.9%              | 6.7%     |
| Native Hawaiian & Other Pacific Islander persons, percent 2018 | .1%        | .1%               | .1%      |
| Persons reporting two or more races, percent 2018              | 6.7%       | 3%                | 2.9%     |
| Hispanic or Latino, percent 2018                               | 8.4%       | 5.4%              | 10.4%    |
| White persons, no Hispanic, percent 2018                       | 66.1%      | 78.2%             | 50.5%    |

Race and Ethnicity within the Head Start of Washington County program differs greatly than the county wide representation as described in the chart below.

| PIR 2019 Statistics<br>(Sept 2018-Aug<br>2019)                   | Head Start<br>children (299) | Early Head Start<br>children (136) | Program Wide<br>(services provided to<br>435 children) |
|--|------------------------------|------------------------------------|--|
| White, percent (number)  | 27% (81)                     | 20% (28)                           | 25% (109)  |
| Black, percent (number)  | 33% (100)                    | 37% (50)                           | 34% (150)  |
| American Indian & Alaska<br>Native, percent (number)             | 0% (0)                       | 0% (0)                             | 0% (0)   |
| Asian, percent (number)  | ~1% (1)                      | 0% (0)                             | ~0% (1)  |
| Native Hawaiian & Other<br>Pacific Islander, percent<br>(number) | ~1% (1)                      | 0% (0)                             | ~0% (1)  |
| Two or more races,<br>percent (number)                           | 23% (70)                     | 27% (37)                           | 25%(107)   |
| Other, percent (number)  | 5% (15)                      | 4% (5)                             | 5% (20)  |
| Hispanic or Latino, percent<br>(number)                          | 10% (31)                     | 12% (16)                           | 11% (47)   |

## Methodology

In accordance with the federal Head Start Program Performance Standards (45CFR1302.11) and Head Start Act, Head Start of Washington County, Inc. conducted a Community Assessment in 2020. The following information was gathered, reviewed, and used to effectively plan five year goals to support the growth of families and children within Washington County:

- Demographic information about eligible infants, toddlers, preschool age children, and expectant mothers.
- Information about the education, health, nutrition, and social service needs of eligible children and their families.
- Employment and school schedules of parents with eligible children
- Child Development information detailing services, child care availability, and options available to eligible families.
- Resources available within the community
- Strengths of the community and any identified gaps in available services for Head Start eligible families.

Surveys, community partner reports and other information were reviewed and analyzed for trends within the community, assisting the agency with its goal and program planning. Specifically, the following reports and information were used to develop a picture of the community and eligible Head Start families:

- COPA (Head Start of Washington County's data management system)
- Program Information Reports (PIR) from the past 2 years
- Healthy Washington County FY2019 Community Needs Assessment
- Washington County Department of Social Services Annual Reports
- Bester Community of Hope Neighborhood Survey 2016
- Census Data

## Service Area Data

Washington County, Maryland is located in West Central Maryland. It is bounded by Pennsylvania, Virginia, and West Virginia. It extends east to South Mountain, south to the merging of the Shenandoah River and Potomac River, north to the Mason-Dixon Line and west to Sideling Hill Creek. Hagerstown, the county seat of Washington County, is located approximately 70 miles west of Baltimore, MD and Washington D.C. with Interstate 70 and Interstate 81 intersecting in Hagerstown. There are 458 square miles of land and 9.6 square miles of water in Washington County, MD (of which Hagerstown is 12.17 square miles of land).

Washington County is home to nearly 3400 private sector businesses, employing over 57,000 workers and producing over \$7 billion in economic output. Nearly 33.8% of Washington County residents commute outside of the community to work.

Key private sector employers of Washington County:

- Meritus Health System
- Fiserv, Inc. (formerly First Data)
- Volvo Group
- Fed Ex Ground
- The Bowman Group


In 2019, the population of Washington County was estimated to be 151,049. The overall population of Washington County is growing at a slower rate than the state of Maryland as a whole. Washington County has a population density of 323.5 persons per square mile. According to Census reports Hagerstown has an estimated population of 40,512. Hagerstown has more population density (3328.84 persons per square mile) compared to that of the county. Below is a chart comparing specific information across state, county and city levels:

|                         | Maryland     | Washington County, MD | Hagerstown, MD |
|-------------------------|--------------|-----------------------|----------------|
| Population              | 6.04 Million | 151,049               | 40,512         |
| Median Age              | 38.8 years   | 40.6 years            | 34.6 years     |
| Median Household Income | \$78,916     | \$58,260              | \$40,761       |
| Poverty Rate            | 9.68%        | 12.8%                 | 27.2%          |
| Median Property Value   | \$324,800    | \$205,300             | \$148,300      |
| Homeownership Rate      | 66.9%        | 64.5%                 | 39.5%          |

## Demographics

### Employment:

Washington County and in particular the city of Hagerstown has had a difficult time recovering from the 2008 recession. The local economy carried a higher rate of unemployment and generally lagged in recovery until 2011 when the percentage change in private nonfarm employment increased by 3.9% (Healthy Washington County FY2019 Community Health Needs Assessment). Unemployment rates continued to decline, ending 2018 with 3.7% and 2019 with 3.2%. With the emergence of COVID-19 many employers have had to close or extremely alter their business models. Below is a chart detailing unemployment rates from December 2019 through May 2020, showing the effects of the COVID-19 pandemic. According to the Department of Numbers, the number of people in Hagerstown unemployed (either receiving unemployment or a reduction in hours) in April 2020 was at a new high of 15,704. Taking into account the population of Hagerstown (40,512) 39% of all Hagerstown residents had their employment directly impacted by the pandemic.



Source: <https://www.dlrr.state.md.us/lmi/laus/> (accessed 6/16/2020)

According to the agency's 2019 PIR Report, 62% of Head Start parents are employed and 43% of Early Head Start families have employment. Employment rates are typically lower for Early Head Start parents due to the availability of child care slots locally. Employment is definitely on the minds of families enrolled in the program. Parents were surveyed in March 2020 and asked their biggest concern for their family.

**25% of all surveyed parents/guardians biggest concern for their family is:  
Employment**





**Poverty:**

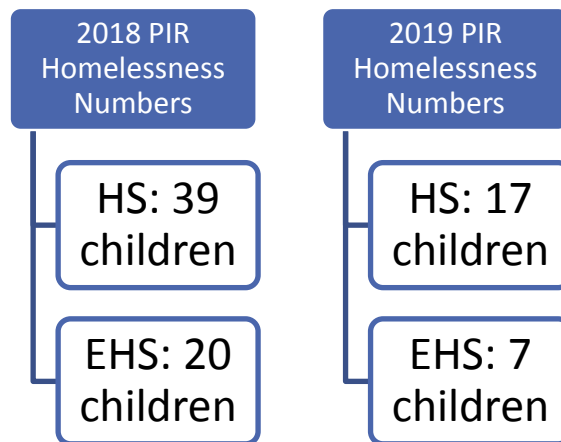
The poverty guideline for a family of four persons in 2020 is \$26,200, up from \$25,750 in 2019. According to the Community Solutions Hub, an online hub of community data compiled by the United Way of Washington County, Hagerstown is home to a larger percentage of children under the age of 5 living below the federal poverty levels than the county, state, and nation. Compared to their peers, children living in poverty are more likely to have physical health problems like low birth weight or lead poisoning, and are also more likely to have behavioral and emotional problems. Children in poverty also tend to exhibit cognitive difficulties, as shown in achievement test scores, and are less likely to complete basic education. With the development of COVID-19, unemployment numbers will increase and the numbers of children living under the poverty level will most likely increase as well.

| Young Children Living Below the Poverty Level |   |
|---|---|
| Jurisdiction                                  | % of children below the age of 5 living below the poverty level |
| <b>Hagerstown</b>                             | <b>48.4%</b>  |
| Washington County, MD                         | 23.4%   |
| Maryland                                      | 14.4%   |
| United States                                 | 22.5%   |

**Homelessness:**

Every January, a “point-in-time count” is conducted in Washington County to determine the number of homeless individuals in the community. The results of that count are available in June every year. The June 2019 report shows 249 homeless individuals in the community, higher than the 208 reported in 2017. According to Community Action Council the number of chronically homeless (defined as those living “on the street” with nowhere else to go) has

declined significantly due to the rollout of a “rapid rehousing” effort that was initiated throughout the state last year. Washington County’s number of chronically homeless was 40 during the point-in-time count. However, according to Washington County Public Schools the number of homeless children has doubled over the past 6 years. During 2016-2017, homeless children hit an all-time high of 800 students. In February 2018, there were already 600 students who were considered homeless. School officials estimate that number to be closer to 875 by the end of the 2017-2018 school year. According to Head Start of Washington County’s PIR (Program Information Report), submitted annually to the federal government, the numbers of children experiencing homelessness in our program has decreased in the past two years.



**Foster Care:**

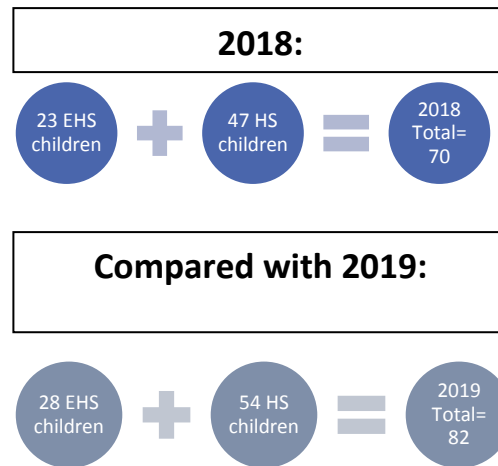
According to Washington County Department of Social Services, out-of-home placements provides short-term, continuous support services to children who require removal from the home due to abuse, abandonment, neglect, or risk of serious harm. Depending on the child’s needs, care is provided in an approved resource home, foster family home, group home, or a residential treatment center. In FY19, 37 children entered out-of-home placement; a 61% decrease from FY18 and a 42% decrease from FY17. As shown in the table below, Head Start has seen a slight increase in the number of children that were in foster care at any point during the school year:

|                           | 2017-2018 | 2018-2019 |
|---------------------------|-----------|-----------|
| Head Start children       | 2         | 4         |
| Early Head Start children | 3         | 4         |

(data taken from HSWC 2018 and 2019 PIR)

## Disabilities:

Maryland Special Education 2018 Census Data Report (published 6/2019) shows that there were 116 three year olds and 114 four year olds in Washington County having either an active IEP or IFSP. The majority of those children are male (by more than a 2 to 1 margin). According to Washington County Birth-K the total number of children eligible for special education services with an active IEP/IFSP during the 2019-2020 school year is 486 (205/IFSP and 281/IEP). Below is data from Head Start's 2018 and 2019 PIR reports reflecting the increase in numbers of children enrolled into the program who have either an IEP or IFSP.



## Expectant Mothers:

According to Meritus Health there were 1,846 total births within Washington County between July 1, 2018 and June 30, 2019. 850 (or 46%) of those were born under Medical Assistance. With the poverty rate at 23.4% in Washington County for children under the age of five, there are approximately 432 children born each year that would qualify for Early Head Start services. Head Start of Washington County provides infant care at three of our centers within Washington County and through a Home Base program. In addition, services are provided to expectant mothers within the county. We are funded to provide services to three expectant mothers at any given time throughout the program year.

## Identified Needs of the Community

### Early Childhood Accessibility:

Due to the availability of free public preschool within the county many child care centers and family child care providers have struggled to remain open to offer services to young children. The Children's Learning Center, who provided child care for children between the ages of two and four at the community college permanently closed their program in June 2020, in part due to the coronavirus pandemic and not being able to bring revenue to the college. The Surrey Learning Center child care provider closed in 2015 and Citi Corp child care closed in August 2019. In prior years, Head Start of Washington County (on average) transitioned 180 children to kindergarten per year. During the 2019-2020 program year only 78 children will transition to public school from the program. Washington County Public Schools currently provides public PreK to 1270 children per year at every elementary school in the county. Below is the chart showing # of slots per school during the 2020-2021 school year.

| School              | # of slots |
|---------------------|------------|
| Bester              | 70         |
| Boonsboro           | 50         |
| Boonsboro Inclusion | 15         |
| Cascade             | 20         |
| Clear Spring        | 40         |
| Emma K. Doub        | 40         |
| Fountaindale        | 10         |
| Fountain Rock       | 40         |
| Greenbrier          | 20         |
| Greenbrier/AL       | 20         |
| Hancock             | 30         |
| Hickory             | 40         |
| Jonathan Hager      | 50         |
| Lincolnshire        | 70         |
| Maugansville        | 80         |
| North High          | 20         |
| Old Forge           | 20         |
| Old Forge Inclusion | 15         |
| Pangborn            | 90         |
| Paramount           | 20         |
| Paramount Inclusion | 15         |
| Pleasant Valley     | 20         |
| Potomac Heights     | 40         |
| RAMPS               | 105        |

|                 |      |
|-----------------|------|
| RAMPS Inclusion | 15   |
| Rockland Woods  | 65   |
| Salem           | 100  |
| Sharpsburg      | 40   |
| Smithsburg      | 40   |
| Williamsport    | 60   |
| Marshall Street | 10   |
| Total:          | 1270 |

**Health and Nutrition Services:**

Healthy Washington County conducted a Community Health Needs Assessment in FY2019. The assessment was a snapshot of the entire community; surveys were conducted based on demographics and positions, Meritus hospital data was analyzed and compared to state and local trends, and focus groups based on characteristics were conducted (behavioral health, senior health, physician, etc.). Conclusions and Priorities were developed through careful examination of the data acquired. Below are some conclusions based on the data collected:

**Health Status Indicator: Healthy Children**

- The childhood rate of obesity has increased 2.3% since measured in 2013, slightly higher than the state of Maryland. More than 68% of the adult population is overweight or obese.
- The rate of teenage births is trending down in a positive direction; however, it remains higher than the rest of the state.

**Health Status Indicator: Mental Health**

- Washington County experiences 40% more emergency department visits for mental health and crisis services than the state of Maryland average.
- During a four-year duration, the rate of suicide has increased significantly in Washington County while the state average has remained flat.
- An inability to access mental health treatment when they needed it was reported by 11.7% of survey respondents.

**Health Status Indicator: Substance Abuse**

- In 2018, there was a 55% increase in opioid-related deaths.
- There is a steady increase of drug overdose attributed to heroin, opioids, and fentanyl during the past eight years, at a rate that is slightly higher than the state of Maryland average.

The Community Health Needs Assessment developed six health priorities from the data collected. An implementation strategy was developed, outlining objectives, action steps, and goals that will address the prioritized community health needs and identified resources to commit towards improvement. Those six Priorities are:

- |                    |
|--------------------|
| 1. Substance Abuse |
| 2. Mental Health   |

|                                   |
|-----------------------------------|
| 3. Obesity/Weight loss            |
| 4. Wellness                       |
| 5. Diabetes                       |
| 6. Heart Disease and Hypertension |

According to Head Start’s PIR statistics, obesity is an ongoing issue within our children and families as well. During the 2017-2018 program year 6% of enrolled preschool aged children were overweight or obese compared to 28% during the 2018-2019 program year. Childhood obesity increases the risk for a variety of severe health issues, including bone and joint issues, sleep apnea, cardiovascular disease, and low self-esteem.

Children’s mental health and behavior concerns have also been on the increase within the program in recent years. The agency is implementing the PBIS (Positive Behavior Interventions & Support) model program wide in support of providing children and families with consistent intervention techniques.

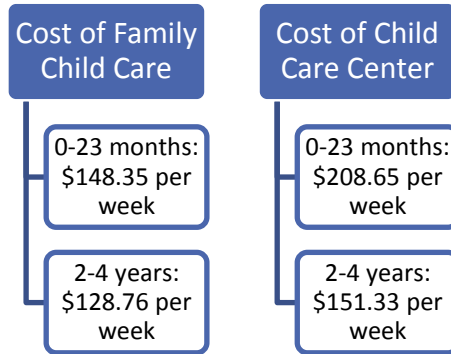
**Economic Factors Impacting Families:**

As detailed earlier, parents of the program are very concerned with their economic stability. Due to the pandemic, unemployment rates have increased and an overwhelming number of people are out of work. With minimum wage jobs being the first to be cut back or totally eliminated many of our parents have felt the stress of providing for their families.

The United Way’s “United for ALICE” project provides a framework, language, and tools to measure and understand the challenges faced by the growing number of low income households in our community. ALICE (an acronym for Asset Limited, Income Constrained, Employed) looks at families who have some income but not enough to afford a basic household budget that includes housing, child care, food, transportation, and health care. In 2016 there were 22,888 households (41%) in Washington County identified as “ALICE” households that struggled to afford basic household necessities like housing, food, health care, child care, and transportation despite many being employed. ALICE households face an average 15% unfilled income gap to reach financial stability. Because government assistance is increasingly composed of health care spending, which cannot be transferred to meet other needs, there are larger gaps in the areas of housing and child care.

Hagerstown has grown to a city where renters are more abundant than home owners. Only 39.8% of homes in the city are owned whereas 60.2% of homes are rented (Towncharts.com, accessed 6/17/2020). With an average rent of \$808, families living in poverty struggle to pay for child care, rent, food, and utility costs. A minimum wage job (\$11 per hour in Maryland as of 1/1/20) would bring in \$440 per week for full time work. With most Head Start families working less than full time hours, they are forced to live in houses charging less than average rent or extremely small spaces where children do not have the space needed to grow and develop appropriately.

According to the Child Care Demographics 2020 Report, cost for child care varies by age and type of care. Two parent families average 22.2% of their combined income on child care. The percentage of single parent income spent on child care is between 39.9% and 44%, without any form of assistance.



A Financial Literacy class was offered to Head Start families in February 2020. The five week program reviewed daily money management, setting financial goals, understanding credit scores, taxes, and banking. Participants worked on daily journals to see how money is spent and planned personal financial goals. Successful graduates of the class are offered a gift card. Five families participated with four graduating.



(2020 Financial Literacy Graduates)

## Community Resources and Strengths

### Early Childhood Education:

Each year a Cradle to Career Readiness Report is published through OnTrack Washington County. The report discusses education statistics within Washington County and envisions how children are preparing to be self-reliant and engaged individuals who will strengthen the local economy and community. During the 2018-2019 academic program year, Washington County's kindergarten readiness scores improved by six percentage points to 43%. It is the viewpoint of OnTrack and all early education professionals within Washington County that in order for our county to thrive, we must ensure that all children and families have access to enriching and supporting early learning environments and that family background, socioeconomic status, race, or ethnicity are not obstacles to kindergarten readiness, academic success, or a productive healthy life. In the 2018-2019 school year, 1,618 children transitioned to kindergarten classrooms. Public kindergarten teachers used the Kindergarten Readiness Assessment (KRA), a developmentally appropriate assessment tool that relies on performance tasks and teacher observations to assess 100% of kindergarteners. During the 2019-2020 program year, Head Start of Washington County started to use the KRA to assess all of its preschool-aged children. Training was provided to all education staff prior to the start of the school year and even though we were closed due to COVID-19 staff were able to successfully enter enough assessment data to show growth in our students.

### Community Resources:

Head Start keeps an up-to-date Resource Manual full of community resources so that when a family has a need the Family Advocate can provide contact information for the outside agency to help resolve the situation. We partner with many agencies throughout Washington County, including those that provide services in the following areas:



|                         |
|-------------------------|
| Child Care              |
| Clothing                |
| Social Services         |
| Employment              |
| Financial Assistance    |
| Food Banks and Pantries |
| Health/Mental Health    |
| Housing Resources       |
| Transportation          |



### Community Strengths:

Hagerstown is a community where many individuals care about their neighborhoods, even though they may not always know how to make positive change. It is a community who has struggled together to recover from the 2008 housing crash and recession, finally starting to improve in 2011 when private employment increased 3.9%. It is a community that will work hard to rebound from the COVID-19 pandemic.

## **Summary of Strengths and Recommendations**

### Community Trends:

According to the Community Health Needs Assessment there are several Health Services Gaps. They are:

- Timely access to substance abuse treatment when help is desired.
- Being over-weight and desiring information regarding diet, nutrition, weight loss, and how to make healthy lifestyle changes.
- Timely access to outpatient psychiatry services and lack of mental health crisis beds.
- Adequate transportation to all medical services that can reach all parts of the county.

In the Early Childhood field the increase of mental health behaviors has stressed not only families but teaching staff as well. Children's behaviors have escalated in the past few years, and teachers need an abundance of professional development opportunities to learn how to deal with not only the behaviors but how to provide safe and supportive environments for all children.

Poverty and unemployment have been growing steadily within the county, particularly in Hagerstown city. Families have been struggling to survive and get ahead. Sometimes there are underlying conditions that families need to deal with, but there is also an abundance of minimum paying jobs in the community where dedicated workers struggle to make ends meet.

Five year Goals:

| <b>Head Start of Washington County Inc.- 5 Year Program Goals 2020</b> |  |
|--|--|
| <b>Goal #1: Coordinated Approach to Staff Development</b>              | Head Start of Washington County, Inc. will ensure the highest caliber of employees by offering competitive salaries, professional learning opportunities, and a workplace that promotes growth and wellness.                               |
| <b>Goal #2: Comprehensive Approach to Enrollment</b>                   | Head Start of Washington County, Inc. will develop and support a comprehensive approach to enrollment that maximizes child and family access to services and provides a foundation for long-term education success.                        |
| <b>Goal #3: Culture of Health and Wellness</b>                         | Head Start of Washington County, Inc. will build a culture of health and wellness by collaborating with community partners to achieve an environment that encompasses a balanced and holistic lifestyle for staff, families, and children. |
| <b>Goal #4: PBIS</b>   | Head Start of Washington County, Inc. will implement PBIS program wide to provide high quality classroom environments and increase family engagement through a trauma focused lens that will directly improve children's school readiness. |

| <b>2020-2021 School Readiness Goals</b>                  |   |
|--|---|
| <b>Domain:</b> Approaches to Learning                    | <b>Goal:</b> Children will demonstrate positive approaches to learning to include attending and engaging, persistence, problem solving skills, curiosity, motivation, flexibility and inventiveness in thinking.    |
| <b>Domain:</b> Social & Emotional Development            | <b>Goal:</b> Children will develop self-regulation skills to have positive social interactions with peers and adults and to follow expectations for an educational environment.                                     |
| <b>Domain:</b> Language & Literacy                       | <b>Goal:</b> Children will understand and develop a progressively complex vocabulary. Children will demonstrate an awareness that language can be broken down into words and smaller pieces of sounds.              |
| <b>Domain:</b> Cognition                                 | <b>Goal:</b> Children will use mathematical skills to explore, experiment, question, and problem solve. Children will develop mathematical thinking skills that include counting, comparing, relating and patterns. |
| <b>Domain:</b> Perceptual, Motor, & Physical Development | <b>Goal:</b> Children will build and refine skills for such purposes as movement, balancing, building, writing, and self-help skills. Children will demonstrate knowledge of positive health and safety practices.  |

## Appendices

Parent Surveys

Community Partner Survey

Data Sources



## Sample Head Start Parent Survey

### Data Collection: Preschool Head Start Parent Survey

This survey is being completed by:

- |                                       |   |
|---------------------------------------|---|
| <input type="checkbox"/> Father       | <input type="checkbox"/> White                  |
| <input type="checkbox"/> Mother       | <input type="checkbox"/> Black/African American |
| <input type="checkbox"/> Both parents | <input type="checkbox"/> Hispanic               |
| <input type="checkbox"/> Guardian     | <input type="checkbox"/> Asian/Pacific Islander |
| <input type="checkbox"/> Other        | <input type="checkbox"/> Native American        |
| (Relationship: _____)                 | <input type="checkbox"/> Other (_____)          |

Name of Head Start Program \_\_\_\_\_

| Directions: Check Yes or No  | Yes                      | No                       |
|--|--------------------------|--------------------------|
| 1. The location of my Head Start center was convenient for my family's participation.              | <input type="checkbox"/> | <input type="checkbox"/> |
| 2. The Head Start program provided transportation for my child.                                    | <input type="checkbox"/> | <input type="checkbox"/> |
| 3. Information provided by Head Start included materials for both fathers and mothers.             | <input type="checkbox"/> | <input type="checkbox"/> |
| 4. The current program schedule met the needs of my family   | <input type="checkbox"/> | <input type="checkbox"/> |
| 5. Our family's needs would be better served with a 12-month Head Start program.                   | <input type="checkbox"/> | <input type="checkbox"/> |
| 6. Our family's needs would be better served with a five-day per week                              | <input type="checkbox"/> | <input type="checkbox"/> |
| 7. Our family's needs would be better served with an eight- to 10-hour per day Head Start program. | <input type="checkbox"/> | <input type="checkbox"/> |

| Directions: Check the box that best describes how you feel about the following statements | Agree                    | Neutral                  | Disagree                 | Don't know               |
|---|--------------------------|--------------------------|--------------------------|--------------------------|
| 8. I am satisfied with the Head Start services my family receives from:                   |                          |                          |                          |                          |
| a. Classroom staff  | <input type="checkbox"/> | <input type="checkbox"/> | <input type="checkbox"/> | <input type="checkbox"/> |
| b. Administration   | <input type="checkbox"/> | <input type="checkbox"/> | <input type="checkbox"/> | <input type="checkbox"/> |
| c. Family service providers   | <input type="checkbox"/> | <input type="checkbox"/> | <input type="checkbox"/> | <input type="checkbox"/> |
| d. Health staff   | <input type="checkbox"/> | <input type="checkbox"/> | <input type="checkbox"/> | <input type="checkbox"/> |
| 9. Head Start has helped my child get ready for school by:                                |                          |                          |                          |                          |
| a. Becoming more independent  | <input type="checkbox"/> | <input type="checkbox"/> | <input type="checkbox"/> | <input type="checkbox"/> |
| b. Learning basic concepts in language  | <input type="checkbox"/> | <input type="checkbox"/> | <input type="checkbox"/> | <input type="checkbox"/> |
| c. Learning basic concepts in math  | <input type="checkbox"/> | <input type="checkbox"/> | <input type="checkbox"/> | <input type="checkbox"/> |
| d. Learning to share and cooperate  | <input type="checkbox"/> | <input type="checkbox"/> | <input type="checkbox"/> | <input type="checkbox"/> |



| Directions: Check the box that best describes how you feel about the following statements | Agree                    | Neutral                  | Disagree                 | Don't know               |
|---|--------------------------|--------------------------|--------------------------|--------------------------|
| 10. Head Start gives my child a:  |                          |                          |                          |                          |
| a. Safe place to learn  | <input type="checkbox"/> | <input type="checkbox"/> | <input type="checkbox"/> | <input type="checkbox"/> |
| b. Clean environment  | <input type="checkbox"/> | <input type="checkbox"/> | <input type="checkbox"/> | <input type="checkbox"/> |
| 11. Head Start provides me with quality information through:                              |                          |                          |                          |                          |
| a. Newsletters  | <input type="checkbox"/> | <input type="checkbox"/> | <input type="checkbox"/> | <input type="checkbox"/> |
| b. Parent handbook  | <input type="checkbox"/> | <input type="checkbox"/> | <input type="checkbox"/> | <input type="checkbox"/> |
| c. Parent-teacher conferences and home visits   | <input type="checkbox"/> | <input type="checkbox"/> | <input type="checkbox"/> | <input type="checkbox"/> |
| d. Monthly calendars  | <input type="checkbox"/> | <input type="checkbox"/> | <input type="checkbox"/> | <input type="checkbox"/> |
| e. Home visits with family service providers  | <input type="checkbox"/> | <input type="checkbox"/> | <input type="checkbox"/> | <input type="checkbox"/> |
| f. Website and electronic messaging   | <input type="checkbox"/> | <input type="checkbox"/> | <input type="checkbox"/> | <input type="checkbox"/> |
| g. Flyers announcing upcoming events  | <input type="checkbox"/> | <input type="checkbox"/> | <input type="checkbox"/> | <input type="checkbox"/> |
| 12. Head Start has told me about how to be involved with:                                 |                          |                          |                          |                          |
| a. Policy Council   | <input type="checkbox"/> | <input type="checkbox"/> | <input type="checkbox"/> | <input type="checkbox"/> |
| b. Parent committee   | <input type="checkbox"/> | <input type="checkbox"/> | <input type="checkbox"/> | <input type="checkbox"/> |
| c. Classroom volunteering   | <input type="checkbox"/> | <input type="checkbox"/> | <input type="checkbox"/> | <input type="checkbox"/> |
| d. Program events and family gatherings   | <input type="checkbox"/> | <input type="checkbox"/> | <input type="checkbox"/> | <input type="checkbox"/> |
| e. Fatherhood events  | <input type="checkbox"/> | <input type="checkbox"/> | <input type="checkbox"/> | <input type="checkbox"/> |
| 13. Head Start has provided me with informational support regarding:                      |                          |                          |                          |                          |
| a. Child development  | <input type="checkbox"/> | <input type="checkbox"/> | <input type="checkbox"/> | <input type="checkbox"/> |
| b. Community resources  | <input type="checkbox"/> | <input type="checkbox"/> | <input type="checkbox"/> | <input type="checkbox"/> |
| c. Personal relationships   | <input type="checkbox"/> | <input type="checkbox"/> | <input type="checkbox"/> | <input type="checkbox"/> |
| d. Disabilities   | <input type="checkbox"/> | <input type="checkbox"/> | <input type="checkbox"/> | <input type="checkbox"/> |
| e. Mental health  | <input type="checkbox"/> | <input type="checkbox"/> | <input type="checkbox"/> | <input type="checkbox"/> |
| f. Health and dental health   | <input type="checkbox"/> | <input type="checkbox"/> | <input type="checkbox"/> | <input type="checkbox"/> |
| 14. Head Start has enabled me to:   |                          |                          |                          |                          |
| a. Define my own life goals   | <input type="checkbox"/> | <input type="checkbox"/> | <input type="checkbox"/> | <input type="checkbox"/> |
| b. Accomplish and pursue my goals   | <input type="checkbox"/> | <input type="checkbox"/> | <input type="checkbox"/> | <input type="checkbox"/> |
| c. Understand and carry out my role as the primary educator for my child                  | <input type="checkbox"/> | <input type="checkbox"/> | <input type="checkbox"/> | <input type="checkbox"/> |
| 15. My child's teacher:   |                          |                          |                          |                          |
| a. Worked with me to plan my child's learning and development                             | <input type="checkbox"/> | <input type="checkbox"/> | <input type="checkbox"/> | <input type="checkbox"/> |
| b. Planned activities around my child's individual needs                                  | <input type="checkbox"/> | <input type="checkbox"/> | <input type="checkbox"/> | <input type="checkbox"/> |
| c. Helped me have a better understanding of my child's social and emotional development   | <input type="checkbox"/> | <input type="checkbox"/> | <input type="checkbox"/> | <input type="checkbox"/> |
| 16. When I requested help for my child's social and emotional development, it was:        |                          |                          |                          |                          |
| a. Delivered in a timely matter   | <input type="checkbox"/> | <input type="checkbox"/> | <input type="checkbox"/> | <input type="checkbox"/> |

| Directions: Check the box that best describes how you feel about the following statements   | Agree                        | Neutral                  | Disagree                    | Don't know               |
|---|------------------------------|--------------------------|-----------------------------|--------------------------|
| b. Useful and successful  | <input type="checkbox"/>     | <input type="checkbox"/> | <input type="checkbox"/>    | <input type="checkbox"/> |
| c. Supportive of my family's values   | <input type="checkbox"/>     | <input type="checkbox"/> | <input type="checkbox"/>    | <input type="checkbox"/> |
| 17. Head Start centers are friendly and inviting for fathers  | <input type="checkbox"/>     | <input type="checkbox"/> | <input type="checkbox"/>    | <input type="checkbox"/> |
| 18. Head Start has provided me with information on disabilities. (Circle Yes or No. If No, go to question 20.)  | <input type="checkbox"/> Yes |                          | <input type="checkbox"/> No |                          |
| 19. When I requested help for my child's disabilities, the services were:   |                              |                          |                             |                          |
| a. Delivered in a timely matter   | <input type="checkbox"/>     | <input type="checkbox"/> | <input type="checkbox"/>    | <input type="checkbox"/> |
| b. Useful and successful  | <input type="checkbox"/>     | <input type="checkbox"/> | <input type="checkbox"/>    | <input type="checkbox"/> |
| c. Supportive of my family's values   | <input type="checkbox"/>     | <input type="checkbox"/> | <input type="checkbox"/>    | <input type="checkbox"/> |
| 20. My child attends child care before or after Head Start. (Circle Yes or No.)   | <input type="checkbox"/> Yes |                          | <input type="checkbox"/> No |                          |
| 21. There was turnover in the people working with my child and family this year (e.g., teachers, assistant teachers, bus driver, family service providers). (Circle Yes or No.) | <input type="checkbox"/> Yes |                          | <input type="checkbox"/> No |                          |

| Directions: Check the box that best describes how you feel about the following statement. | Negative                 | Somewhat Negative        | Neutral                  | Somewhat Positive        | Positive                 |
|---|--------------------------|--------------------------|--------------------------|--------------------------|--------------------------|
| 22. This turnover had what type of effect on my family's experience:                      | <input type="checkbox"/> | <input type="checkbox"/> | <input type="checkbox"/> | <input type="checkbox"/> | <input type="checkbox"/> |

23. My family's biggest stressors this year were: (Check all that apply)

- My child's disabilities  
 Educational or Job Training  
 Employment  
 Financial  
 Housing  
 Marital or Personal  
 Medical and Dental  
 Mental Health  
 Transportation  
 Other

24. My biggest concern for my family at this time is:

25. Other comments I have:





## Sample Early Head Start Parent Survey

### Data Collection: Early Head Start Parent Survey

This survey is being completed by:

- |                                       |   |
|---------------------------------------|---|
| <input type="checkbox"/> Father       | <input type="checkbox"/> White                  |
| <input type="checkbox"/> Mother       | <input type="checkbox"/> Black/African American |
| <input type="checkbox"/> Both parents | <input type="checkbox"/> Hispanic               |
| <input type="checkbox"/> Guardian     | <input type="checkbox"/> Asian/Pacific Islander |
| <input type="checkbox"/> Other        | <input type="checkbox"/> Native American        |
| (Relationship: _____)                 | <input type="checkbox"/> Other ( _____ )        |

Name of Head Start Program \_\_\_\_\_

| Directions: Check Yes or No  | Yes                      | No                       |
|--|--------------------------|--------------------------|
| 1. Our home visitor consistently tries to schedule visits at a convenient time for our family.   | <input type="checkbox"/> | <input type="checkbox"/> |
| 2. The current home-based services meet the needs of our family.   | <input type="checkbox"/> | <input type="checkbox"/> |
| 3. Early Head Start (EHS) provides information and activities both for mothers and fathers.  | <input type="checkbox"/> | <input type="checkbox"/> |
| 4. Our family attends group socialization two times a month. If not, why?  | <input type="checkbox"/> | <input type="checkbox"/> |
| 5. Our family would prefer a combination of two or three home visits per month with a toddler class two or three times a week.                 | <input type="checkbox"/> | <input type="checkbox"/> |
| 6. Our family's needs would be better served with a six- to eight-hour per day EHS child care program.   | <input type="checkbox"/> | <input type="checkbox"/> |
| 7. Our family would benefit from availability of an opening in a family day care home that meets the Head Start Program Performance Standards. | <input type="checkbox"/> | <input type="checkbox"/> |
| 8. EHS staff have assisted us/our child in staying current with well child exams and finding a dentist.  | <input type="checkbox"/> | <input type="checkbox"/> |

| Directions: Check the box that best describes how you feel about the following statements. | Agree                    | Neutral                  | Disagree                 | Don't know               |
|--|--------------------------|--------------------------|--------------------------|--------------------------|
| 9. I am satisfied with the Head Start services my family receives:                         |                          |                          |                          |                          |
| a. In our home visits  | <input type="checkbox"/> | <input type="checkbox"/> | <input type="checkbox"/> | <input type="checkbox"/> |
| b. At family gatherings  | <input type="checkbox"/> | <input type="checkbox"/> | <input type="checkbox"/> | <input type="checkbox"/> |
| c. At parent meetings  | <input type="checkbox"/> | <input type="checkbox"/> | <input type="checkbox"/> | <input type="checkbox"/> |
| d. Overall services of EHS program   | <input type="checkbox"/> | <input type="checkbox"/> | <input type="checkbox"/> | <input type="checkbox"/> |
| 10. EHS services have helped me better understand:   |                          |                          |                          |                          |
| a. My child's social and emotional development   | <input type="checkbox"/> | <input type="checkbox"/> | <input type="checkbox"/> | <input type="checkbox"/> |
| b. My child's language development   | <input type="checkbox"/> | <input type="checkbox"/> | <input type="checkbox"/> | <input type="checkbox"/> |



| Directions: Check the box that best describes how you feel about the following statements. | Agree                    | Neutral                  | Disagree                 | Don't know               |
|--|--------------------------|--------------------------|--------------------------|--------------------------|
| c. How my child learns concepts (e.g., shapes, sizes, etc.)                                | <input type="checkbox"/> | <input type="checkbox"/> | <input type="checkbox"/> | <input type="checkbox"/> |
| d. My child's motor development  | <input type="checkbox"/> | <input type="checkbox"/> | <input type="checkbox"/> | <input type="checkbox"/> |
| 11. The EHS classroom gives my child a:  |                          |                          |                          |                          |
| a. Safe place to learn   | <input type="checkbox"/> | <input type="checkbox"/> | <input type="checkbox"/> | <input type="checkbox"/> |
| b. Clean environment   | <input type="checkbox"/> | <input type="checkbox"/> | <input type="checkbox"/> | <input type="checkbox"/> |
| 12. My EHS family educator (home visitor) provides me with quality information through:    |                          |                          |                          |                          |
| a. Discussions during weekly home visits   | <input type="checkbox"/> | <input type="checkbox"/> | <input type="checkbox"/> | <input type="checkbox"/> |
| b. Written information and handouts  | <input type="checkbox"/> | <input type="checkbox"/> | <input type="checkbox"/> | <input type="checkbox"/> |
| c. Parent handbook   | <input type="checkbox"/> | <input type="checkbox"/> | <input type="checkbox"/> | <input type="checkbox"/> |
| d. Monthly calendars   | <input type="checkbox"/> | <input type="checkbox"/> | <input type="checkbox"/> | <input type="checkbox"/> |
| e. Flyers announcing upcoming events   | <input type="checkbox"/> | <input type="checkbox"/> | <input type="checkbox"/> | <input type="checkbox"/> |
| f. Information on a parent bulletin board in the classroom                                 | <input type="checkbox"/> | <input type="checkbox"/> | <input type="checkbox"/> | <input type="checkbox"/> |
| g. Online resources  | <input type="checkbox"/> | <input type="checkbox"/> | <input type="checkbox"/> | <input type="checkbox"/> |
| 13. EHS has told me about how to be involved with:   |                          |                          |                          |                          |
| a. Policy Council  | <input type="checkbox"/> | <input type="checkbox"/> | <input type="checkbox"/> | <input type="checkbox"/> |
| b. Program events and family gatherings  | <input type="checkbox"/> | <input type="checkbox"/> | <input type="checkbox"/> | <input type="checkbox"/> |
| c. Volunteer opportunities   | <input type="checkbox"/> | <input type="checkbox"/> | <input type="checkbox"/> | <input type="checkbox"/> |
| d. Parent meetings   | <input type="checkbox"/> | <input type="checkbox"/> | <input type="checkbox"/> | <input type="checkbox"/> |
| e. Fatherhood events   | <input type="checkbox"/> | <input type="checkbox"/> | <input type="checkbox"/> | <input type="checkbox"/> |
| f. Community events  | <input type="checkbox"/> | <input type="checkbox"/> | <input type="checkbox"/> | <input type="checkbox"/> |
| 14. EHS has provided our family with helpful information regarding:                        |                          |                          |                          |                          |
| a. Child development   | <input type="checkbox"/> | <input type="checkbox"/> | <input type="checkbox"/> | <input type="checkbox"/> |
| b. Community resources   | <input type="checkbox"/> | <input type="checkbox"/> | <input type="checkbox"/> | <input type="checkbox"/> |
| c. Health and dental health  | <input type="checkbox"/> | <input type="checkbox"/> | <input type="checkbox"/> | <input type="checkbox"/> |
| d. Mental health issues and services   | <input type="checkbox"/> | <input type="checkbox"/> | <input type="checkbox"/> | <input type="checkbox"/> |
| e. Crisis assistance   | <input type="checkbox"/> | <input type="checkbox"/> | <input type="checkbox"/> | <input type="checkbox"/> |
| f. Services for our child who has some developmental delays                                | <input type="checkbox"/> | <input type="checkbox"/> | <input type="checkbox"/> | <input type="checkbox"/> |
| 15. EHS has enabled me to:   |                          |                          |                          |                          |
| a. Define my own life goals  | <input type="checkbox"/> | <input type="checkbox"/> | <input type="checkbox"/> | <input type="checkbox"/> |
| b. Accomplish and pursue my goals  | <input type="checkbox"/> | <input type="checkbox"/> | <input type="checkbox"/> | <input type="checkbox"/> |
| c. Understand and carry out my role as the primary educator for my child                   | <input type="checkbox"/> | <input type="checkbox"/> | <input type="checkbox"/> | <input type="checkbox"/> |
| 16. My child's home visitor:   |                          |                          |                          |                          |
| a. Consistently includes me in planning for the next home visit                            | <input type="checkbox"/> | <input type="checkbox"/> | <input type="checkbox"/> | <input type="checkbox"/> |





| Directions: Check the box that best describes how you feel about the following statements. | Agree                    | Neutral                  | Disagree                 | Don't know               |
|--|--------------------------|--------------------------|--------------------------|--------------------------|
| b. Plans activities around my child's individual needs                                     | <input type="checkbox"/> | <input type="checkbox"/> | <input type="checkbox"/> | <input type="checkbox"/> |
| c. Helped me have a better understanding of my child's social and emotional development    | <input type="checkbox"/> | <input type="checkbox"/> | <input type="checkbox"/> | <input type="checkbox"/> |
| 17. When I requested help for my child's social and emotional development, it was:         |                          |                          |                          |                          |
| a. Delivered in a timely manner  | <input type="checkbox"/> | <input type="checkbox"/> | <input type="checkbox"/> | <input type="checkbox"/> |
| b. Useful and successful   | <input type="checkbox"/> | <input type="checkbox"/> | <input type="checkbox"/> | <input type="checkbox"/> |
| c. Supportive of my family values  | <input type="checkbox"/> | <input type="checkbox"/> | <input type="checkbox"/> | <input type="checkbox"/> |
| 18. When I requested help for my child's disabilities, the services were:                  |                          |                          |                          |                          |
| a. Delivered in a timely matter  | <input type="checkbox"/> | <input type="checkbox"/> | <input type="checkbox"/> | <input type="checkbox"/> |
| b. Useful and successful   | <input type="checkbox"/> | <input type="checkbox"/> | <input type="checkbox"/> | <input type="checkbox"/> |
| c. Helpful in educating and supporting me as my child's primary advocate                   | <input type="checkbox"/> | <input type="checkbox"/> | <input type="checkbox"/> | <input type="checkbox"/> |
| 19. EHS services have helped me:   |                          |                          |                          |                          |
| a. Feel more comfortable talking to my child's health care provider                        | <input type="checkbox"/> | <input type="checkbox"/> | <input type="checkbox"/> | <input type="checkbox"/> |
| b. Better understand the importance of early dental care                                   | <input type="checkbox"/> | <input type="checkbox"/> | <input type="checkbox"/> | <input type="checkbox"/> |
| d. Be more aware of the relationship I have with my child                                  | <input type="checkbox"/> | <input type="checkbox"/> | <input type="checkbox"/> | <input type="checkbox"/> |
| e. Understand the importance of reading to my child as much as possible                    | <input type="checkbox"/> | <input type="checkbox"/> | <input type="checkbox"/> | <input type="checkbox"/> |

21. My family's biggest stressors this year were: (Check all that apply)

- My child's disabilities  
  Educational or Job Training  
  Employment  
  Financial  
  Housing  
 Marital or Personal  
  Medical or Dental  
  Mental Health  
  Transportation  
  Other

22. My biggest concern for my family at this time is:

23. Other comments I have:

24. What I like most about the group socialization is:

25. What I like most about the parent meetings is:

26. Other comments I have:



ADMINISTRATION FOR  
**CHILDREN & FAMILIES**



NATIONAL CENTER ON  
Program Management and Fiscal Operations



## Head Start of Washington County Inc

### Community Partner Survey

Our Head Start/Early Head Start program is currently conducting its annual community assessment, which looks at the available local services and the services we provide to families. We are asking you to please take a minute to complete this brief questionnaire and return it via email to [cperkowsk@headstartwashco.org](mailto:cperkowsk@headstartwashco.org) by March 25, 2020. Thank you!!

| Agency Name: |
|--------------|
|              |

#### Contact Information

| Name | Phone | Email |
|------|-------|-------|
|      |       |       |

1. In the last year, has your agency seen changes in the following:

|  | Increase                 | Decrease                 | No Change                | Comments |
|--|--------------------------|--------------------------|--------------------------|----------|
| Average household income   | <input type="checkbox"/> | <input type="checkbox"/> | <input type="checkbox"/> |          |
| Number of low-income families contacting your agency                   | <input type="checkbox"/> | <input type="checkbox"/> | <input type="checkbox"/> |          |
| Number of individuals or families slightly over your income guidelines | <input type="checkbox"/> | <input type="checkbox"/> | <input type="checkbox"/> |          |
| Number of multigenerational families you serve                         | <input type="checkbox"/> | <input type="checkbox"/> | <input type="checkbox"/> |          |
| Number of female head of households                                    | <input type="checkbox"/> | <input type="checkbox"/> | <input type="checkbox"/> |          |
| Number of teen pregnancies   | <input type="checkbox"/> | <input type="checkbox"/> | <input type="checkbox"/> |          |
| Number of licensed child care providers                                | <input type="checkbox"/> | <input type="checkbox"/> | <input type="checkbox"/> |          |
| Job availability in community  | <input type="checkbox"/> | <input type="checkbox"/> | <input type="checkbox"/> |          |
| Substance misuse in community  | <input type="checkbox"/> | <input type="checkbox"/> | <input type="checkbox"/> |          |
| Low-income housing availability  | <input type="checkbox"/> | <input type="checkbox"/> | <input type="checkbox"/> |          |
| Homelessness   | <input type="checkbox"/> | <input type="checkbox"/> | <input type="checkbox"/> |          |
| Transportation needs   | <input type="checkbox"/> | <input type="checkbox"/> | <input type="checkbox"/> |          |
| Services you offer   | <input type="checkbox"/> | <input type="checkbox"/> | <input type="checkbox"/> |          |

2. What do you believe are your agency's and community's strengths when working with low-income families?
  
3. What do you believe are your agency's and community's obstacles when working with low-income families?
  
4. Are there other concerns you think are issues for our community?
  
5. What other programs or services do you believe our Head Start and Early Head Start program could offer to better serve our community (e.g., mental health or elderly services)?
  
6. Do you have suggestions about how Head Start and Early Head Start could further collaborate or partner with your agency or community in order to better meet the needs of low-income children and families?
  
7. Other comments



ADMINISTRATION FOR  
**CHILDREN & FAMILIES**



NATIONAL CENTER ON  
Program Management and Fiscal Operations

## Data Sources:

1. 2017-2018 and 2018-2019 Program Information Report (PIR) data from Head Start of Washington County.
2. Healthy Washington County FY2019 Community Health Needs Assessment
3. Maryland Child Care Resource Network Child Care Demographics 2020 Report.
4. Washington County and Hagerstown Economic Summaries from US Bureau of Labor Statistics. [www.bls.gov](http://www.bls.gov)
5. The State of Maryland's Babies-subset of State of Babies Yearbook 2020. [www.stateofbabies.org](http://www.stateofbabies.org)
6. <https://www.dllr.state.md.us/lmi/laus/lauscities.shtml> (Unemployment information)
7. OnTrack Washington County Cradle to Career Readiness Report 2019-2020
8. Bester Neighborhood Survey 2016 published from Bester Community of Hope, a San Mar Initiative.
9. Washington County Department of Social Services 2017 and 2019 Annual Reports
10. <https://www.heraldmillmedia.com/news/local/count-identifies-249-homeless-people-in-washington-county>
11. [www.hagerstowncc.edu](http://www.hagerstowncc.edu)
12. Maryland Department of Commerce. [www.Open.Maryland.gov](http://www.Open.Maryland.gov)